

**Pendleton County Schools
Board of Education Regular Meeting
February 18, 2016 7:00 PM
Sharp Middle School
District Training Room**

Attendance Taken at 7:00 PM:

Present Board Members:

Ms. Jolieen Bertram
Ms. Cheri Griffin
Dr. Shawn Nordheim
Mr. Tony Spence
Mr. Elmer Utz
Ms. Shannon Carey—Student Board Representative

Updated Attendance:

Mr. Tony Spence was updated to present at: 8:12 PM

Pendleton County Schools Mission

Pendleton County Schools pledge is to meet the unique needs of our students through a culture of *Expectation, Engagement, and Continuous Growth* so every student is prepared for the 21st Century.

I. Call to Order

Vice-Chairman, Dr. Shawn Nordheim called the meeting to order.

I.A. Approve Agenda

Order #16-109 - Motion Passed: Mr. Strong's recommendation to approve the agenda passed with a motion by Ms. Jolieen Bertram and a second by Ms. Cheri Griffin.

VOTE: Bertram-Yes; Griffin-Yes; Nordheim-Yes; Spence –Absent: Utz-Yes

MOTION CARRIED

I.B. Pledge of Allegiance

The Pledge of allegiance was led by Miss Maddi Mays, Student at PHS

I.C. Mission Statement

The Mission Statement was read by Miss Grace Beebe, Student at PHS

I.D. Moment of Silence

I.E. Great News

1. Tina Record

Mrs. Tina Record was recognized last Tuesday evening with the C3 Outstanding Teacher Award at an awards banquet held at the Clifton Cultural Arts Center in Cincinnati. This award was created in 2004 by a consortium of University Presidents from the University of Cincinnati, Xavier University, and Northern Kentucky University and recognizes teachers from the Greater Cincinnati/Northern Kentucky area. The consortium looks for those teachers who are innovative in the classroom, involve themselves in extra-curricular activities, and are active in their communities.

PC would like to congratulate Mrs. Record on receiving this prestigious award!

2. **PHS Cheer Squad—Winning 1st Place at NKCCA**

1. Brooke Browning	Freshman
2. Kinley Childers	Freshman
3. Anna Baxter	Freshman
4. Haley Volz	Freshman
5. Madi Mays	Freshman
6. Halley Pensinger	Sophomore
7. Whitney Manor	Sophomore
8. Heather Rick	Sophomore
9. Adrienne Pugh	Sophomore
10. Molly Burgemeir	Junior
11. Kyla Moreland	Junior
12. Kayla Norton	Junior
13. Grace Beebe	Junior
14. Lillie Heringer	Junior
15. Delaney Childers	Junior
16. Madison Sydnor	Junior
17. Taylor Jordan	Junior
18. Elizabeth Steele	Junior
19. Cheyenne Hurston	Senior
20. Carlee Peters	Senior
21. Kaylin Wells	Senior
Sponsors: Abby Cunningham Rachel Hodge	

3. **All State Choir Participants:**

Sadie Weaver and Tyler Baker

Final Rounds of All-State Auditions:

Rebecca Ammerman and Tommy Mounts

Chorus/Band Director—Matt Phillips

I.F. Recess

II. School Site-Based Council Presentation - Sharp Middle School

Principal, Rhonda Moore along with other SBDM members made their annual report to the board. The presentation included measurement scores of achievement, gap, growth and next steps for Sharp Middle School.

Sharp Middle School
SBDM Presentation
To Pendleton County School Board
February 2016

Score Summary
OVERALL 2015 SCORE: 58.7
38th PERCENTILE

	Reading	Math	Social Studies	Writing	Lang. Mech.
Novice	26.1	29.0	33.0	21.8	45.2
Apprentice	27.0	46.4	28.9	32.6	35.0
Proficient	35.1	28.6	42.8	23.6	20.2
Distinguished	13.1	5.7	15.6	7.0	14.9

Based on Unbridled Learning Data Strengths

- We earned more Growth points this year than last.
- Our social studies K-PRP scores are above 50% proficient/distinguished and reading is close at 46.4%
- Bonus points were awarded in the area of social studies.

Based on Unbridled Learning Data Areas For Improvement

(Based on State-testing Data: Identified in CSIP)

- Increase the averaged combined reading and math K-Prep scores for middle school students from 40.4% to 54.4% in 2016.
- Increase the percentage of students who are college and career ready from 38.7% to 46.7% in 2016.
- Increase the average combined reading and math proficiency ratings for all students in the non-duplicated gap group from 28.9% to 45.8% in 2016.

WHAT DOES THE CURRENT DATA TELL US?

MAP Novice vs. Proficient-Reading

Grade Level	Projected Novice		Projected Proficient/Distinguished	
	14-15	15-16	14-15	15-16
6 th	51%	30%	21.2%	20%
7 th	50%	30%	21.7%	20.8%
8 th	49%	30%	22.1%	21%

Reading

MAP Novice vs. Proficient-Math

Grade Level	Projected Novice		Projected Proficient/Distinguished	
	14-15	15-16	14-15	15-16
6 th	37%	32%	17.9%	17%
7 th	40%	33%	22.2%	22%
8 th	38%	29%	24.7%	23.9%

Math

Next Steps

- "Big Rock" -- Novice Reduction
- ESR Novice Reductions -- 30-60 90-day plan
- Reading Plus-- All students
- Sharp's Goals
 - 5800 Lexiles (two reading on a row with 80% or better accuracy in both readings)
 - 64,000, 122 (36.5 million) words read
 - 654 grade level jumps
 - 6th grade: Benchmark 1: 4.8 Benchmark 2: 5.7 growth of .9 in 5 months
 - 7th grade: Benchmark 1: 5.8 Benchmark 2: 6.9 growth of 1.1 in 5 months
 - 8th grade: Benchmark 1: 6.3 Benchmark 2: 7.3 growth of 1.0 in 5 months
- MidYear (90 groups)
 - Assess on 3rd Prep (common core aligned) per grade level
 - Common Core Coach books.

Next Steps

- School Academic Liaison--grant
- Hired Special Education teacher in November
- January whole school K-Prep scrimmage
- Advisor/Advisee classes regrouped
- Core PLCs with plans for reteaching

III. School Site-Based Council Presentation--Northern Elementary

Principal, Darell Pugh along with other SBDM members made their annual report to the board. The presentation included measurement scores of achievement, gap, growth and next steps for Northern Elementary.

Northern Elementary School
SBDM Presentation
To Pendleton County School Board
February 2016

Score Summary
OVERALL 2015 SCORE: 71.7
86th PERCENTILE

	Reading	Math	Social Studies	Writing	Lang. Mechanics
Novice	36.2	14.0	7.0	7.0	34.0
Apprentice	30.8	33.2	35.2	32.1	30.2
Proficient	39.5	39.1	46.5	40.8	33.6
Distinguished	13.4	13.8	11.3	0.0	23.9

Strengths
(Based on State-testing Data)

Strengths
(Based on State-testing Data)

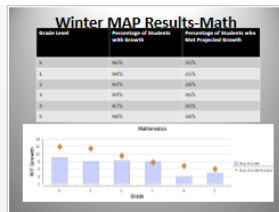
Strengths Continued...

- Growth scores went up in both reading and math.
- Math scores went from 67.9 to 70.6.
- Writing scores made the largest gains with ODW going from 58.5 to 69.1 and Lang. Mech going from 55.3 to 75.9


Areas For Improvement
(Based on State-testing Data: Identified in CSIP)

- Need to increase the number of students scoring proficient in Reading.
- Reducing Novice in all areas.
- Increase the number of students scoring Proficient/Distinguished in GAP group -- specifically special education students.


What does our current data say?



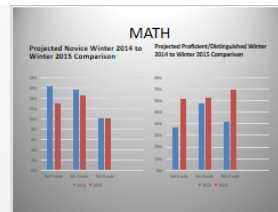
9



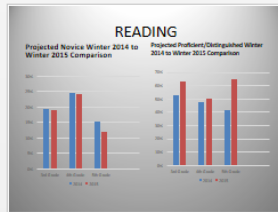
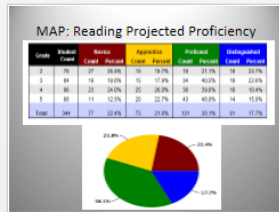
10



11



12



Next Steps

1. Continue to use student data to monitor progress in PLC meetings.
2. Continue the use of designated RBT time in reading and math to differentiate student learning.
3. Begin the process to align reading and math formative assessment to Core Academic Standards.
4. Continue to use Flashbacks for review of the Core Academic Standards.
5. Increase student reading fluency.
6. Use school-wide goal setting practices and celebrate student success.

IV. Instructional Report

Mrs. Pugh presented on the Teaching and Learning Department's progress during the year in improving on instructional practice and support for the schools and staff.




1



2



3



4



5

V. Communications

V.A. Audience Comments

There were no audience comments.

V.B. Board Member Comments

Mr. Elmer Utz—Thank you to everyone for their presentations. They did a great job.

Ms. Cheri Griffin—Lots of great things have happened this month. Madison Wirth signed letter of intent to play college soccer. Tina Roseberry received a very deserving award. Our district is very lucky to have her. The archery tournament was amazing and interesting

to watch. So proud to watch the senior boy Wildcats play their last home game. Keith Smith received AD of Year for 10th Region. Academic Team at SMS going to State. All of that just this past month.

Ms. Jodi Bertram—Thanks for presentations. They were very helpful and well done.

Dr. Shawn Nordheim— Thank you for the presentations tonight. Quality of teachers in this district are very high. They are very talented but what sets them apart from others is that they really care.

Mr. Tony Spence— Thanks to Dr. Nordheim for filling in for me until I got here. Also, thanks for the presentations as well.

V.C. Superintendent Report

- **NKYEC Board of Directors Retreat – working to help develop strategic plan for council as they move forward work of P-16 council in NKY. Jan 27**
- **Council for Better Education (CBE) Meeting is the original organization of districts that helped advance the cause of equity in school funding. Pendleton County Schools has been a member since its beginning. I represented NKY as Vice President since being here and became President of the group last December. We normally meet in conjunction with KASS. We met this week to review and discuss legislative actions taking place on how they can affect our funding throughout the state– Feb 2**
- **NKY Caucus Meeting – Spoke on education funding for district and region as a superintendent. Feb 6**
- **NKCES Special Bd Meeting – meeting was held in place of regular meeting due to conflict with members attending AASA conference. Feb 8**
- **2016 Cincinnatus Association/C3 Education Awards Dinner – Elementary Media Specialist Tina Record was honored as the NKY teacher winner selected by NKU as their representative at this awards program. Feb 9**
- **AASA National Conference for Education– participated and general sessions and breakout sessions pertaining to issues facing our district. Also presented a session with Rhonda Caldwell on Onboarding New Superintendents. Feb 11 – Feb 13**
- **Thomas Moore College Education Department- I was asked to come and share with junior practicum students’ issues facing them in terms of ethics and behaviors. - Feb. 17**
- **NKEAT - Advocacy meeting to discuss upcoming legislative agenda that pertains to education. – Feb. 17.**
- **During the last month I have been involved in the following meetings/event:**
 - Sporting events middle/high school
 - Learning Walks – SES – Jan 15
 - Learning Walks – NES – Jan 26
 - Learning Walks – PHS – Jan 28
 - Instructional Meeting -- Feb 4
 - Cabinet Meeting – Jan 19; Feb 1, 15
 - Directors -- Jan 19, 25, Feb 1, 9, 15
 - Principal Meeting—Feb 18
 - Supt Community Advisory Meeting – Feb 2

V.D. Personnel Actions

Last Name	First Name	Location	Position	Effective Date
Hire				
Sawyer-Philbeck	Carol	DIST	Substitutue Nurse	1/12/2016
Marshall	Sherry	DIST	Substitute Teacher	2/4/2016
Musk	Jennifer	Dist	Substitutue Nurse	1/12/2016
Prater	Becky	DIST	Substitute Instructional Assistant	1/13/2016
Roseberry	Abby	Dist	Substitutue Nurse	1/12/2016
Teegarden	Aaron	DIST	Coach - Track	2/2/2016
Woeste	Natalie	SES	Teacher, Special Education	1/22/2016
Resigned				
Hoskins	Brittany	SES	21st Century Instructional Assistant I	2/12/2016
Turner	Theresa	SES/NES	Media Specialist	7/31/2015

V.E. Written Communications & Reports

V.E.1. DPP Report

Director of Pupil Personnel:	Monthly Report:				Month 5 (12/04-1 /07)			
Schools	NES		SES		PCHS		SMS	
Attendance Referrals:								
Number of Home Visits	3	4	7	3				
Address Verifications	0	0	0	0				
Recommendations for Charges	0	0	3	0				
Number of Charges Filed	0	0	3	0				
Student School Visits	6	3	10	8				
Students Transported	1	3	4	2				
Suspensions	0	0	8	16				
Recommended for Expulsion	0	0	0	2				
Expulsions	0	0	0	0				
Administrative Hearing	0	0	0	2				
Membership	511	578	736	573				
ADA: Month 5	486.79	547.89	694.85	541.62				
Percentage of ADA Month: Month 5	95.38	94.86	94.62	94.77				
Schools								
	NES		SES		PCHS		SMS	
District Summary:	Membership		ADA		Percentage of ADA Month: 5		YTD Suspensions	
Month 5:	2,398		2,271.15		94.87		51	
Drop Out Summary								
	2015-2016	2014-15						
9th Grade		1						
10th Grade	1	2						
11th Grade		1						
12th Grade		3						
YTD Total	1	7						
							YTD Expulsions	
							Current	
							2015-16	

V.E.2. Transportation Monthly Trip Report

ID	LNAME	FNANE	SCHOOL	ORGANIZATION SPONSORING	DATE	DESTINATION	PERSON IN CHARGE	#	TOTAL TIME	BUS NO	Miles traveled	AMT PAID	County Retirement	Social Security	Total Paid	CHARGE TO
1897	Black	Curtis	PHS	FCCLA	1/29/16	Williamstown	White, A	33	6:45	21	40	\$93.42	\$15.94	\$7.15	\$116.51	PHS
1898	Dawson	Marvin	SMS	G/T	1/26/16	FSC	Lustenberg, M	20	2:00	45	26	\$27.68	\$4.72	\$2.12	\$34.52	G/T
1899	Gregg	Jim	PHS	Boys Basketball	1/25/16	Harrison Co	Belcher, K	15	6:00	48	45	\$83.04	\$14.17	\$6.35	\$103.56	Boys Basketball
1900	Gregg	Jim	PHS	Boys Basketball	1/29/16	Harrison Co	Belcher, K	25	5:45	48	45	\$79.58	\$13.58	\$6.09	\$99.25	Boys Basketball
1901	Gregg	Teddy	SMS	FCCLA	1/29/16	Williamstown	Mitchell, C	5	2:00	809	36	\$27.68	\$4.72	\$2.12	\$34.52	SMS
1902	Harper	Steve	PHS	Bowling	1/26/16	Super Bowl	Polley, G	6	6:00	507	82	\$83.04	\$14.17	\$6.35	\$103.56	PHS
1903	Harper	Steve	PHS	Band	1/29/16	Harrison Co	Phillips, M	0	6:00	609	56	\$83.04	\$14.17	\$6.35	\$103.56	PHS
1904	McKinney	Tressa	PHS	Academic Team	1/30/16	Bracken Co	Knox, J	15	10:00	41	70	\$138.40	\$23.61	\$10.59	\$172.60	PHS
1905	Nordheim	Scott	PHS	Pep Band	1/29/16	Harrison Co	Phillips, M	20	5:45	32	48.3	\$79.58	\$13.58	\$6.09	\$99.25	PHS
1906	Veirs	Kelly	PHS	Girls Basketball	1/29/16	Harrison Co	Bowling, P	40	2:00	35	51	\$27.68	\$4.72	\$2.12	\$34.52	Girls Basketball
1907	Nahari	Joel	SMS	Ski Club	1/15/16	Perfect North	Myers, D	34	3:00	98	135	\$41.52	\$7.08	\$3.18	\$51.78	SMS
1908	Nahari	Joel	PHS	Bowling Team	1/28/16	Super Bowl	Polley, G	7	3:00	98	74	\$41.52	\$7.08	\$3.18	\$51.78	PHS
1909	Nahari	Joel	SMS	Ski Club	1/29/16	Perfect North	Myers, D	27	3:00	98	124	\$41.52	\$7.08	\$3.18	\$51.78	SMS
1910	Smith	Keith	PHS	ATHLETICS	1/28/16	Nicholas Co	Smith, K	0		Van	112	\$0.00	\$0.00	\$0.00	\$0.00	PHS
1911	Knox	Josh	PHS	Academic Team	1/26/16	Bracken Co	Knox, J	6		Van	52	\$0.00	\$0.00	\$0.00	\$0.00	PHS
1912	Hoehn	Cathy	PHS	DECA	1/15/16	Galt House	Hoehn, C	1		Van	209	\$0.00	\$0.00	\$0.00	\$0.00	PHS
1913	Nordheim	Scott	PHS	Boys Basketball	1/13/16	Fleming Co	Belcher, K	25	8:00	32	126.6	\$110.72	\$18.89	\$8.47	\$138.08	Boys Basketball
1914	Dawson	Marvin	SMS	G/T	1/8/16	FSC	Lustenberg, M	0	1:00	45	7.1	\$13.84	\$2.36	\$1.06	\$17.26	G/T
1915	Dawson	Marvin	SMS	G/T	1/15/16	FSC	Lustenberg, M	0	2:00	45	14.3	\$27.68	\$4.72	\$2.12	\$34.52	G/T
1916	Gregg	Jim	PHS	Boys Basketball	1/8/16	Louisville, KY	Belcher, K	25	7:00	48	145	\$96.88	\$16.53	\$7.41	\$120.82	Boys Basketball
1917	Gregg	Jim	PHS	Boys Basketball	1/9/16	Louisville, KY	Belcher, K	25	13:30	48	86	\$186.84	\$31.88	\$14.30	\$233.02	Boys Basketball
1918	Gregg	Jim	SMS	Archery	1/16/16	Lexington, KY	Myers, D	40	6:30	51	125	\$89.96	\$15.34	\$6.88	\$112.19	Archery
1919	Gregg	Jim	PHS	Boys Basketball	1/18/16	Highlands H.S.	Belcher, K	25	6:30	51	73	\$89.96	\$15.35	\$6.88	\$112.19	Boys Basketball
1920	Harper	Steve	PHS	Girls Basketball	1/7/16	Nicholas Co	Bowling, P	17	6:30	507	86	\$89.96	\$15.35	\$6.88	\$112.19	Girls Basketball
1921	Haubner	Steve	PHS	Girls Basketball	1/9/16	Ludlow H.S.	Bowling, P	17	7:00	609	99	\$96.88	\$16.53	\$7.41	\$120.82	Girls Basketball
1922	Harmeyer	Jennifer	PHS	FBLA	1/14/16	Galt House	Harmeyer, J	2		Van	201	\$0.00	\$0.00	\$0.00	\$0.00	PHS
1923	Kelly	Ashley	PHS	Academic Team	1/5/16	CCHS	Knox, J	15	3:30	97	47	\$48.44	\$8.26	\$3.71	\$60.41	PHS
1924	Nordheim	Scott	PHS	Girls Basketball	1/4/16	Maysville St Pat	Bowling, P	17	6:30	32	48.8	\$39.96	\$15.35	\$6.88	\$112.19	Girls Basketball

V.E.3. SBDM Minutes

V.E.4. FRYSC Reports

V.E.5. Public Relations Report

V.E.6. Maintenance Report

V.E.7. 2016-17 Tentative SBDM Staffing/Instructional Allocations

Each year prior to March 1 the board is required to submit tentative numbers to the school councils of staffing and sbdm funds. The handouts in report represent the numbers tentatively given based upon our district allocation formula. Any reduction that is noted on the handouts is due to a reduction in current positions vs. the number allocated or positions that we do not normally allocate until April as part of Section 7 requests.

V.E.8. Monthly Financial Report

**Pendleton County Schools
Bank Reconciliation
January, 2016**

Balances per MUNIS	Balance Sheet Balance
Fund 1 - General Fund	\$2,461,199.98
Fund 2 - Special Projects	\$75,372.80
Fund 21 - District Activity Funds	\$159,042.72
Fund 310 - Capital Outlay	\$288,246.90
Fund 320 - Building Fund	\$622,546.73
Fund 360 - Construction Fund	-\$32,691.03
Fund 51 - Food Service	\$409,660.47
Fund 52 - After School Care	\$29,986.76
Fund 54 - Adult Education	\$1,070.52
Total General Checking in MUNIS	\$4,014,435.85
Ending Monthly Bank Balance	\$4,568,612.34
Minus Outstanding Checks	
Outstanding ACH Payments	\$149,486.30
AP Outstanding Checks	\$295,384.99
Payroll Outstanding Checks	\$109,305.20
Balance per Bank	\$4,014,435.85
Means MUNIS and Bank Statement are in Agreement	\$0.00
Signature <u>Jan Johnston</u>	<u>2/10/2016</u>
Prepared by _____	

VI. Action Agenda

VI.A. 2016-17 FRYSC Two Year Program Plan Approval

Order #16-110 - Motion Passed: Superintendent Strong's recommendation to approve the 2016-17 FRYSC Two Year Program Plan passed with a motion by Dr. Shawn Nordheim and a second by Mr. Elmer Utz.

VOTE: Bertram-Yes; Griffin-Yes; Nordheim-Yes; Spence –Yes: Utz-Yes
MOTION CARRIED

VI.B. Participation in KISTSA 2016 Used Bus Sale

Order #16-111 - Motion Passed: Superintendent Strong's recommendation to approve the Participation in KISTSA 2016 Used Bus Sale passed with a motion by Mr. Elmer Utz and a second by Ms. Jolieen Bertram.

VOTE: Bertram-Yes; Griffin-Yes; Nordheim-Yes; Spence –Yes: Utz-Yes
MOTION CARRIED

VI.C. Closeout of Elementary Renovation Project

Order #16-112 - Motion Passed: Superintendent Strong's recommendation to approve the Closeout of Elementary Renovation Project passed with a motion by Mr. Elmer Utz and a second by Ms. Jolieen Bertram.

VOTE: Bertram-Yes; Griffin-Yes; Nordheim-Yes; Spence –Yes: Utz-Yes
MOTION CARRIED

VI.D. Recreation Trails Grant Request

No action taken. Will revisit when we look at our budget in May.

VII. Consent Agenda

Order #16-113 - Motion Passed: Superintendent Strong's recommendation to approve the Consent Agenda Items passed with a motion by Ms. Cheri Griffin and a second by Dr. Shawn Nordheim.

VOTE: Bertram-Yes; Griffin-Yes; Nordheim-Yes; Spence –Yes: Utz-Yes
MOTION CARRIED

VII.A. Board Meeting Minutes

Typo on Minutes from 1/14/16—fits should be changed to gifts.

VII.B. Orders of the Treasurer

VII.C. Treasurer' Report

VII.D. Leave Requests

VIII. Executive Session

Order #16-114 - Motion Passed: A motion to enter into Executive Session per Board Policy 01.43 and KRS 61.810(1)(f)- Student Discipline Action and also Board Policy 01.43 and KRS 61.810(1)(f) Discussion of the results of the formative evaluation of the Superintendent passed with a motion by Dr. Shawn Nordheim and a second by Ms. Jolieen Bertram.

VOTE: Bertram-Yes; Griffin-Yes; Nordheim-Yes; Spence –Yes: Utz-Yes
MOTION CARRIED

VIII.A. Board Policy 01.43 and KRS 61.810(1)(f)- Student Discipline Action

VIII.B. Board Policy 01.43 and KRS 61.810(1)(f) Discussion of the results of the formative evaluation of the Superintendent

IX. Return from Executive Session

Order #16-115 - Motion Passed: A motion to return to open meeting passed with a motion by Ms. Jolieen Bertram and a second by Ms. Cheri Griffin.

VOTE: Bertram-Yes; Griffin-Yes; Nordheim-Yes; Spence –Yes: Utz-Yes

MOTION CARRIED

X. Adjournment

Order #16-116 - Motion Passed: A motion to adjourn the meeting passed with a motion by Ms. Jolieen Bertram and a second by Ms. Cheri Griffin.

VOTE: Bertram-Yes; Griffin-Yes; Nordheim-Yes; Spence –Yes: Utz-Yes

MOTION CARRIED

Board Chairperson

Board Secretary